


# CAT 289D COMPACT TRACK LOADER

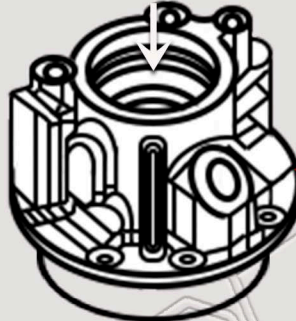
## FINAL DRIVE 442-5642 DIAGRAM (SN PREFIX - WCT)



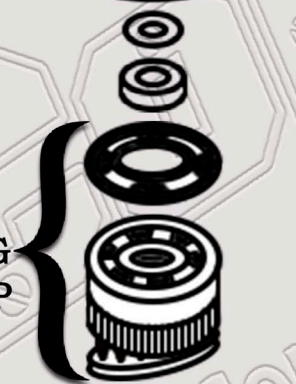
MOTOR GP



BRAKE GP



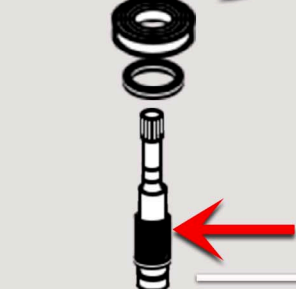
HEAD



ROTATING GP



SWASHPLATE




SHAFT-DRIVE

CARRIER-HOUSING GP



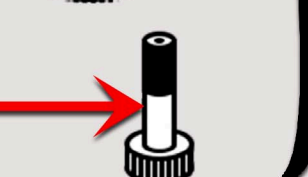
GEAR BOX GP



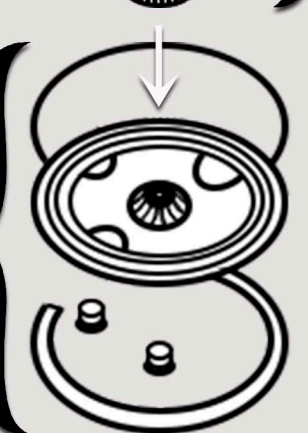
PLANETARY GEARS



PLANETARY CARRIER



SUN GEAR



COVER GP

GEAR GP